


**Quarterly Report
Un-Audited
For The Third Quarter Ended
March 31, 2021**



KOHINOOR SPINNING MILLS LIMITED

KOHINOOR SPINNING MILLS LIMITED

COMPANY INFORMATION

BOARD OF DIRECTOR

Mohammad Naveed	(Chief Executive)
Khawaja Mohammad Jahangir	(Chairman)
Khawaja Mohammad Tanveer	(Director)
Khawaja Mohammad Kaleem	(Director)
Mohammad Hamza Yousaf	(Director)
Aqsa Jahangir	(Director)
Faisal Qaiyum	(Independent Director)
Fiza Farhan	(Independent Director)

AUDIT COMMITTEE

Faisal Qaiyum	(Chairman)
Khawaja Mohammad Kaleem	(Member)
Aqsa Jahangir	(Member)

HR & REMUNERATION COMMITTEE

Faisal Qaiyum	(Chairman)
Khawaja Mohammad Jahangir	(Member)
Khawaja Mohammad Kaleem	(Member)

CORPORATE SECRETARY

Hassan Ahmad Khan

CHIEF FINANCIAL OFFICER

Mr. Muhammad Saeed Zafar M.B.A

BANKERS

Habib Metro Bank Limited
MCB Bank Limited
National Bank of Pakistan
Allied Bank of Pakistan
Meezan Bank Limited
Askari Bank Limited
Saudi Pak Industrial and Agricultural Investment Company

AUDITOR

Nasir Jawed Maqsood Imran
Chartered Accountants
Office # 12 & 13, 3rd floor, Fazal Arcade
F-11, Markaz, Islamabad, Pakistan

CORPORATE & REGISTERED OFFICE

7/1-E-3 Main Boulevard Gulberg III, Lahore
Tel : (042) 35717510
Fax : (042) 35764043

SHARE REGISTRARS

Corp link (Pvt) Limited
Wings Arcade, 1-K, Commercial,
Model Town, Lahore
Tel : (042) 35839182
Fax : (042) 35869037

MILLS

Unit - I & II

Aminabad, Chakwal
Tel : (0543) 644254 – 644281

Unit - III

Yousaf Nagar, Bhoun Road,
Chakwal.
Tel: (0543)452070-71

DIRECTORS' REVIEW

The Board of Directors of Kohinoor Spinning Mills Limited is pleased to present nine months accounts for the period ended 31st March 2021.

Your Company has incurred gross loss of Rs. 282 million as compared to gross loss of Rs. 155 million for the corresponding period last year whereas net loss is amounting to Rs. 390 million as compared to Rs. 264 million in the same period..


The management has succeeded in increasing revenue of the company from Rs. 1.4 billion to Rs. 2.2 billion. However, losses of the company have increased. Due to Covid-19 pandemic, this period remained uncertain. We are approaching towards another lock down these days. Increasing number of patients show that we are still facing downward market conditions.


The Federal Government has announced discontinuation of gas supply to those units who are not achieving a certain percentage of efficiency. Instead of lowering WAPDA supplied electricity rates from 9 Cents/KWH to 7.5 Cents/KWH for textile sector (as envisaged in textile policy), the Government is punishing those units who have dual fuel and power supply. This step could prove last nail in the coffin of weak textile units.

One of the directors has, once again, raised the issue of return of loan provided by him to the company. However, keeping in view, limited cash flows, the other directors have requested him to wait for sometime so that better cash flows emerge. We are also trying to negotiate with banks and solve financing issues amicably. hopefully, in September 2021 quarter, we would be able to finalize the deal with one of our bankers. This will have positive impact on our business operations.

In the end, we assure you that the management will continue its efforts to improve the overall performance of the Company through increased productivity, cost control and by devising optimal production strategies.

Lahore: April 28, 2021


Muhammad Naveed
(Chief Executive Officer)


Khawaja Muhammad Jahangir
(Chairman)

ڈائریکٹرز رپورٹ

کوہ نور سپنگ ملز لمیٹڈ کے بورڈ آف ڈائریکٹرز کی جانب سے ہم 31 مارچ 2021 پر اختتام شدہ نو ماہی کے حسابات پیش کرتے ہوئے خوشی محسوس کر رہے ہیں۔

آپ کی کمپنی کا مجموعی خسارہ پچھلے دورانیہ کے 155 ملین روپے کے مقابلے میں 282 ملین روپے رہا جبکہ خالص خسارہ 390 ملین روپے رہا جو کہ پچھلے دورانیہ میں 264 ملین روپے تھا۔

انتظامیہ کمپنی کی فروخت کو 1.4 بلین روپے سے 2.2 بلین روپے تک بڑھانے میں کامیاب رہی۔ تاہم نقصانات میں اضافہ ہوا۔ کورونا-19 کی عالمی وباء کی وجہ سے یہ دورانیہ غیر یقینی رہا ہم ایک اور لوک ڈاؤن کی طرف بڑھ رہے ہیں۔ مریضوں کی تعداد میں بڑھتا ہوا اضافہ یہ ظاہر کر رہا ہے کہ مارکیٹ مندی کا شکار رہے گی۔

ایسے یونٹس جو ایک متعین کارکردگی حاصل کرنے میں ناکام رہے، وفاقی حکومت نے ان کی گیس سپلائی کو منقطع کرنے کا اعلان کر دیا ہے۔ واپڈا کے نرخ 9 سینٹ کلو واٹ کو 7.5 سینٹ کلو واٹ فی یونٹ کرنے کی بجائے، حکومت ایسے یونٹس کو بند کرنے کی کوشش کر رہی ہے جس کے پاس بجلی اور گیس دونوں توانائی کے ذرائع موجود ہیں۔ حکومت کا یہ اقدام ٹیکسٹائل کی کمزور صنعت کے لیے تابوت میں آخری کیل ٹھونکنے کے مترادف ہوگا۔

ڈائریکٹران میں سے ایک ڈائریکٹر نے کمپنی کو دیئے گئے قرضے کی واپسی کا مطالبہ کیا ہے تاہم نقد بہاؤ میں کمی کے پیش نظر باقی ڈائریکٹران نے درخواست کی ہے کہ وہ کچھ عرصہ انتظار کریں تاکہ نقد بہاؤ کی صورت حال بہتر ہو سکے، ہم اپنے قرضوں کے بارے معاملات کو احسن طریقے سے حل کرنے کے لیے بینکوں سے رابطے میں ہیں، ہمیں امید ہے کہ ستمبر 2021ء کو ختم ہونے والی سہ ماہی تک ہم کم از کم ایک بینک سے معاملات کو حل کر لیں گے جو کہ ہمارے کاروبار پر مثبت اثر ڈالے گا۔

آخر میں ہم آپ کو یقین دلاتے ہیں کہ آپ کی کمپنی کے منتظمین، کمپنی کی مجموعی کارکردگی کو پیداوار بڑھا کر، لاگت کو کنٹرول کر کے اور جدت طراز مارکیٹنگ حکمت عملی وضع کر کے بہتر بنائیں گے۔



خواجہ محمد جہانگیر

(چیئرمین)

لاہور

تاریخ: 28 اپریل 2021



(چیف ایگزیکٹو آفیسر)

KOHINOOR SPINNING MILLS LIMITED
CONDENSED INTERIM STATEMENT OF FINANCIAL POSITION AS AT MARCH 31, 2021 (UN-AUDITED)

	Notes	Un-Audited March 31, 2021 (Rupees)	Audited June 30, 2020 (Rupees)	Notes	Un-Audited March 31, 2021 (Rupees)	Audited June 30, 2020 (Rupees)
ASSETS						
NON CURRENT ASSETS						
Property, plant and equipment	6	1,613,320,472	1,652,107,503		1,652,107,503	
Long term deposits		44,221,312	39,325,312		39,325,312	
Long term investments		349,269	149,688		149,688	
		1,657,891,053	1,691,582,504		1,657,891,053	1,691,582,504
CURRENT ASSETS						
Stores and spares		37,461,507	39,841,455		37,461,507	39,841,455
Stock-in-trade		821,665,942	916,048,119		821,665,942	916,048,119
Trade debts		124,483,776	145,789,167		124,483,776	145,789,167
Loans and advances		18,744,755	21,781,211		18,744,755	21,781,211
Cash and bank balances		5,505,791	9,813,594		5,505,791	9,813,594
		1,007,861,771	1,133,273,546		1,007,861,771	1,133,273,546
		2,665,752,824	2,824,856,050		2,665,752,824	2,824,856,050
LIABILITIES						
Other payables		651,875,999	493,988,374		651,875,999	493,988,374
Interest on loans and borrowings		471,877,939	471,877,939		471,877,939	471,877,939
Borrowings		1,463,142,972	1,463,142,972		1,463,142,972	1,463,142,972
Provision of long term loan		364,705,882	364,705,882		364,705,882	364,705,882
Accrued interest		167,080,699	167,080,699		167,080,699	167,080,699
Dividend		1,915,117	1,915,117		1,915,117	1,915,117
Provision for taxation		35,675,408	31,735,752		35,675,408	31,735,752
		3,156,274,016	2,994,446,735		3,156,274,016	2,994,446,735
		2,665,752,824	2,824,856,050		2,665,752,824	2,824,856,050

These notes form an integral part of these condensed interim financial information.



[Signature]
CHAIRMAN

[Signature]
CHIEF EXECUTIVE

[Signature]
CHIEF FINANCIAL OFFICER

KOHINOOR SPINNING MILLS LIMITED
CONDENSED INTERIM STATEMENT OF PROFIT OR LOSS ACCOUNT (UN-AUDITED)
FOR THE PERIOD ENDED MARCH 31, 2021


	Period Ended		Quarter Ended	
	Un-Audited March 31, 2021 (Rupees)	Un-Audited March 31, 2020 (Rupees)	Un-Audited March 31, 2021 (Rupees)	Un-Audited March 31, 2020 (Rupees)
SALES - NET	2,174,878,807	1,433,940,995	749,632,615	553,308,695
COST OF SALES	<u>(2,457,064,841)</u>	<u>(1,588,883,826)</u>	<u>(827,956,421)</u>	<u>(602,022,911)</u>
GROSS (LOSS)	(282,186,034)	(154,942,831)	(78,323,806)	(48,714,216)
OPERATING EXPENSES				
Distribution Cost	<u>(4,575,746)</u>	<u>(2,291,425)</u>	<u>(1,713,421)</u>	<u>(912,748)</u>
Administrative	<u>(63,939,977)</u>	<u>(54,883,122)</u>	<u>(22,139,090)</u>	<u>(19,918,704)</u>
	<u>(68,515,723)</u>	<u>(57,174,547)</u>	<u>(23,852,511)</u>	<u>(20,831,452)</u>
OPERATING (LOSS)	(350,701,757)	(212,117,378)	(102,176,317)	(69,545,668)
Financial cost	<u>(7,897,121)</u>	<u>(30,164,513)</u>	<u>(2,726,798)</u>	<u>(9,965,572)</u>
Other operating income	<u>1,305,546</u>	<u>5,882</u>	<u>1,001,675</u>	<u>-</u>
	<u>(6,591,575)</u>	<u>(30,158,631)</u>	<u>(1,725,123)</u>	<u>(9,965,572)</u>
(LOSS) BEFORE TAXATION	(357,293,332)	(242,276,009)	(103,901,440)	(79,511,240)
TAXATION	<u>(32,623,182)</u>	<u>(21,509,115)</u>	<u>(11,244,489)</u>	<u>(8,299,630)</u>
(LOSS) AFTER TAXATION	<u>(389,916,514)</u>	<u>(263,785,124)</u>	<u>(115,145,929)</u>	<u>(87,810,870)</u>
(LOSS) PER SHARE - BASIC & DILUTED	<u>(1.81)</u>	<u>(1.22)</u>	<u>(0.53)</u>	<u>(0.41)</u>

The annexed notes form an integral part of these condensed interim financial information.

Lahore,
April 28, 2021



CHAIRMAN


CHIEF EXECUTIVE




CHIEF FINANCIAL OFFICER

KOHINOOR SPINNING MILLS LIMITED
CONDENSED INTERIM STATEMENT OF COMPREHENSIVE INCOME (UN-AUDITED)
FOR THE PERIOD ENDED MARCH 31, 2021

	<u>Half Year Ended</u>		<u>Quarter Ended</u>	
	March 31, 2021 (Rupees)	March 31, 2020 (Rupees)	March 31, 2021 (Rupees)	March 31, 2020 (Rupees)
(Loss) after taxation	(389,916,514)	(263,785,124)	(115,145,929)	(87,810,870)
Other Comprehensive income				
Items that may be reclassified subsequently to profit and loss	-	-	-	-
Unrealized gain/(loss) due to change fair value of long term investment	199,584	8,316	146,362	(8,316)
Items that will not reclassified to profit and loss	-	-	-	-
Total comprehensive (Loss)	<u><u>(389,716,930)</u></u>	<u><u>(263,776,808)</u></u>	<u><u>(114,999,567)</u></u>	<u><u>(87,819,186)</u></u>


The annexed notes form an integral part of these condensed interim financial information.

Lahore,
April 28, 2021



CHAIRMAN





CHIEF EXECUTIVE



CHIEF FINANCIAL OFFICER


KOHINOOR SPINNING MILLS LIMITED
CONDENSED INTERIM STATEMENT OF CHANGE IN EQUITY (UN-ADITED)
FOR THE PERIOD ENDED MARCH 31, 2021

	Share Capital	Capital Reserves	Revenue Reserves		Total
			Accumulated	Fair Value	
		Share Premium	(Loss)	Reserves	
	(Rupees)	(Rupees)	(Rupees)	(Rupees)	(Rupees)
Balance as at July 01, 2019	1,078,571,425	171,428,570	(1,726,407,533)	(833,680)	(477,241,218)
Loss for the period ended after taxation			- (263,785,124)	-	(263,785,124)
Unrealized gain due to change in fair Value of long term investment	-	-	-	8,316	8,316
Balance as on March 31, 2020	<u>1,078,571,425</u>	<u>171,428,570</u>	<u>(1,990,192,657)</u>	<u>(825,364)</u>	<u>(741,018,026)</u>
Balance as on July 01, 2020	1,078,571,425	171,428,570	(1,971,912,960)	(850,312)	(722,763,277)
Loss for the period ended after taxation	-	-	(389,916,514)	-	(389,916,514)
Unrealised gain to change in fair value of long term investment	-	-	-	199,584	199,584
Balance as on March 31, 2021	<u>1,078,571,425</u>	<u>171,428,570</u>	<u>(2,361,829,474)</u>	<u>(650,728)</u>	<u>(1,112,480,207)</u>

Lahore,
April 28, 2021


 CHAIRMAN




 CHIEF EXECUTIVE


 CHIEF FINANCIAL OFFICER

KOHINOOR SPINNING MILLS LIMITED
CONDENSED INTERIM STATEMENT OF CASH FLOW (UN-AUDITED)
FOR THE PERIOD ENDED MARCH 31, 2021

	Un-Audited March 31, 2021 (Rupees)	Un-Audited March 31, 2020 (Rupees)
CASH FLOW FROM OPERATING ACTIVITIES		
(Loss) before taxation	(357,293,332)	(242,276,009)
Adjustments of non cash charges and other items:		
Depreciation / amortization	65,026,911	68,556,637
Gratuity	7,905,469	7,059,885
Gain on sale of fixed assets	(1,305,546)	(5,882)
Financial cost	7,897,121	30,164,513
Operating profit before working capital changes	(277,769,377)	(136,500,856)
(Increase)/decrease in current assets		
Stores and spares	2,379,948	5,878,741
Stock-in-trade	94,382,177	(90,850,271)
Trade debts	21,305,391	31,304,221
Loan & advances	3,036,456	(364,567)
Other receivables	-	(93,699)
	121,103,972	(54,125,575)
Increase in current liabilities		
Trade and other payables	157,887,625	206,642,951
	1,222,220	16,016,520
Financial cost paid	(7,897,121)	(7,884,695)
Income tax paid	(28,683,526)	(25,235,781)
Gratuity paid	(10,679,781)	(6,564,028)
Net cash used in operations	(46,038,207)	(23,667,984)
CASH FLOW FROM INVESTING ACTIVITIES		
Property, Plant & Equipment	(27,134,334)	(3,859,500)
Long term deposits	(4,896,000)	-
Proceeds from disposal property, plant and equipment	2,200,000	36,000
Net cash used in investing activities	(29,830,334)	(3,823,500)
CASH FLOW FROM FINANCING ACTIVITIES		
(Repayments)/proceeds from:		
Increase in Long term loan from directors	71,560,738	33,499,000
Net cash generated from financing activities	71,560,738	33,499,000
NET DECREASE IN CASH AND CASH EQUIVALENTS	(4,307,803)	6,007,517
CASH AND CASH EQUIVALENTS AT THE BEGINNING OF THE PERIOD	9,813,594	4,298,576
CASH AND CASH EQUIVALENTS AT THE END OF THE PERIOD	5,505,791	10,306,093


The annexed notes form an integral part of these condensed interim financial information.

Lahore,
April 28, 2021




CHAIRMAN





CHIEF EXECUTIVE



CHIEF FINANCIAL OFFICER

KOHINOOR SPINNING MILLS LIMITED
NOTES TO THE FINANCIAL STATEMENTS (UN-AUDITED)
FOR THE HALF YEAR ENDED MARCH 31, 2021

1 NATURE AND STATUS OF BUSINESS

KOHINOOR SPINNING MILLS LIMITED was incorporated on 23rd July, 1970 as a public limited company in Pakistan under the Companies Act, 1913 (Now Companies Act 2017) and is quoted on Pakistan stock exchange. The company is engaged in the business of textile spinning.

Geographical Location of Head Office and business Units :

Registered Office 7-E, 3/1, Main Boulevard, Gulberg III, Lahore.

Unit 01/02 Aminabad 8 Km Pindi Road, Chakwal

Unit 03 8 Km Bhaun Road, Chakwal

2. BASIS OF PRESENTATION

This interim condensed financial statement is unaudited and are being submitted to the shareholders as required under section 245 of the Companies Act 2017 and section 245 with section 237. These interim condensed financial statements has been prepared in accordance with the International Accounting Standard 34 (Interim Financial Reporting). In case where requirement differ, the provisions of or directives issued under the Companies Act, 2017 have been followed. These condensed interim financial statements should be read in conjunction with the audited annual published Financial statements of the company for the year ended June 30, 2020.

3. SIGNIFICANT ACCOUNTING POLICIES

The accounting policies and the the methods of computation adopted in the preparation of this condensed interim financial information are the same as those applied in the preparation of the preceding annual published financial statements of the company for the year ended June 30, 2020.

Amendments to certain existing standards and new interpretation on approved accounting standards that become effective during the period either were not relevant to the Company's operations or did not have any significant impact on the accounting policies of the Company.

4. ACCOUNTING ESTIMATES, JUDGEMENTS AND FINANCIAL RISK MANAGEMENT

4.1 The preparation of this condensed interim financial information in conformity with approved accounting standards requires management to make estimates, assumptions and use judgements that affect the application of policies and reported amounts of assets and liabilities and income and expenses. Estimates, assumptions and judgements are continually evaluated and are based on historical experience and other factors, including reasonable expectations of future events. Revisions to accounting estimates are recognised prospectively commencing from the period of revision.

Judgments and estimates made by the management in the preparation of this condensed interim financial information are the same as those that were applied to the financial statements as at and for the year ended 30 June 2020.

4.2 The company's financial risk management objectives and policies are consistent with those disclosed in the financial statements as at and for the year ended 30 June 2020.

5. SHARE CAPITAL

Issued, subscribed and paid up

213,439,285 (June 30, 2019 -213,439,285) ordinary shares of Rupees 5/- each, issued for cash

Un-Audited
March 31, 2021
(Rupees)

Audited
June 30, 2020
(Rupees)

1,067,196,425

1,067,196,425

2,275,000 (June 30, 2019 -2,275,000) ordinary shares of Rupees 5/- each, issued as bonus shares

11,375,000

11,375,000

1,078,571,425

1,078,571,425

	Un-Audited March 31, 2021 (Rupees)	Audited June 30, 2020 (Rupees)
6. PROPERTY, PLANT AND EQUIPMENT		
Opening writtendown value	1,636,381,216	1,722,019,456
Additions during the period 6.1	27,134,334	3,859,500
Transfer during the period	21,600,000	-
	<u>1,685,115,550</u>	<u>1,725,878,956</u>
Deletion during the period 6.2	<u>(4,311,725)</u>	<u>(856,485)</u>
	1,680,803,825	1,725,022,471
Depreciation charged during the period	(65,026,911)	(88,641,255)
Depreciation transfer during the period	(5,873,713)	-
Depreciation Adjusted during the period	3,417,271	-
	<u>1,613,320,472</u>	<u>1,636,381,216</u>
LEASED		
Opening writtendown value	15,726,287	16,553,986
Transfer during the period	(21,600,000)	-
	<u>(5,873,713)</u>	<u>16,553,986</u>
Amortization transfer during the period	5,873,713	(827,699)
	-	15,726,287
	<u>1,613,320,472</u>	<u>1,652,107,503</u>
6.1 ADDITION DURING THE PERIOD		
Plant and machinery	25,445,854	-
Vehicle	1,688,480	3,859,500
	<u>27,134,334</u>	<u>3,859,500</u>
6.2 DELETION DURING THE PERIOD		
Vehicles	4,311,725	856,485
	<u>4,311,725</u>	<u>856,485</u>
7. TRANSACTION WITH RELATED PARTIES		
The transactions between the company and related parties are at arm's length prices determined in accordance with comparable uncontrolled price method. The company during the period ending December 31, 2020 entered to following transactions with its related parties:		
	Un-Audited March 31, 2021 (Rupees)	Un-Audited March 31, 2020 (Rupees)
Sales of raw material and goods to Chakwal Textile Mills Ltd.	551,124	8,515,094
Purchase of raw material and goods from Chakwal Textile Mills Ltd.	95,779	-
8. AUTHORISATION FOR ISSUE		
These condensed interim Financial statement have been authorised for issue on April 28, 2021 by the Board of Directors of the company.		
9. GENERAL		
Figures have been rounded off to the nearest rupee.		

Lahore,
April 28, 2021

CHAIRMAN



CHIEF EXECUTIVE

CHIEF FINANCIAL OFFICER